

Mytis

Arrow
Implant
System

Product
Catalogue
Vol.3

Mytis Arrow Implant System

Product
Catalogue
Vol.3

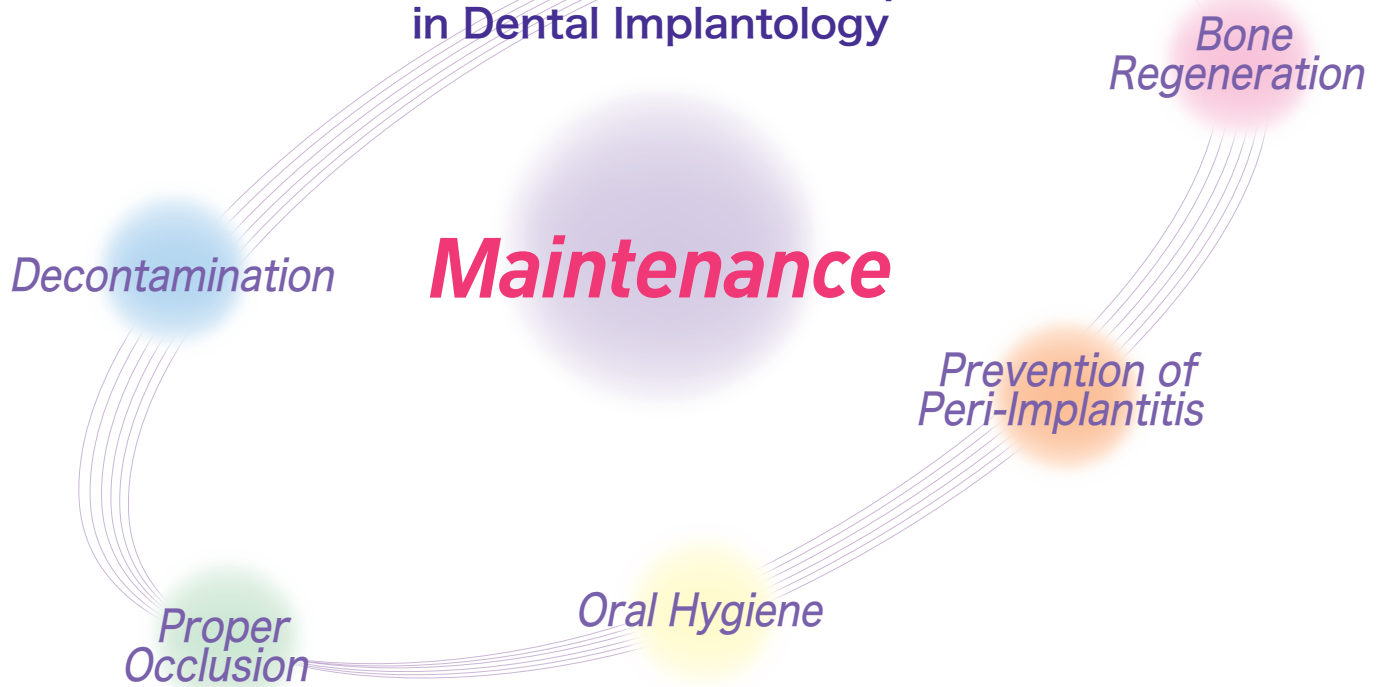
An Integrated Implant-Based System for Bone Treatment

CONTENTS

A Third Generation Implant in Dental Implantology	02
Features of Mytis Arrow Implant	03
Quality Assurance	04
Mytis Arrow Implant System	05
Normal Implants / A Table of Prosthetic-Compliant Products	07
Wide Implants / A Table of Prosthetic-Compliant Products	09
Abutment Level Impression	11
AII-Type	12
B-Type	13
C-Type	16
E-Type	19
EW/BW-Type	22
Trial Fitting Abutments	25
Drills & Tools	26
ArrowBone- β	29
β -POWDER	31
Important Notices	33



A Third Generation Implant in Dental Implantology



Features of Mytis Arrow Implants

Design of Arrow Implants

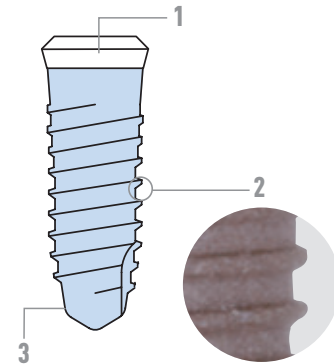
Mirror finished part

- 1 Barrel-polishing process provides a mirror-like finish for reduced roughness to $1 \mu\text{m}$ or less to secure the seal and tight attachment to the gingiva and to prevent postoperative infection.

Dimensions of the thread

- 2 A trapezoidal thread with a 0.25mm thread depth and 0.8mm thread pitch is designed to maximize resistance during placement and to maximize retention after placement, which is the most appropriate thread shape for bone strength of Asian people.

- Thread pitch of 0.8mm
An early initial fixation can be achieved.
- Thread depth of 0.25mm and R-shaped in the apical portion
An early osteointegration can be achieved. As the thread is designed to give less damages to bones, an early treatment can be realized.




Shape in the apical portion

- 3 The 9° tapered-shape in the apical portion is designed to reduce resistance during insertion and to help smooth and secure insertion without motion.

The 8° Morse Taper / HEX Connection Design

- 4 The connection system of the 8° Morse taper and internal HEX is incorporated into the Mytis Arrow Implant and designed to secure rigid connection between implants and abutments. The 8° Morse taper connection design has been internationally employed in many implant systems and has demonstrated excellent fatigue strength under prolonged and cyclic stress.



The connecting configuration where the 8° Morse Taper and internal HEX is incorporated independently

Materials and Surface Processing Technology

Material

"Full Hard" Top Grade Titanium, JIS Class II, Commercially Pure Titanium

Features

- Extremely high purity (comparable to Grade 2)
- Great strength (equal to Grade 4) The titanium in the Mytis Arrow Implant is further strengthened by cold-working.

H	O	N	Fe	C	Ti
0.013% Max.	0.20% Max.	0.03% Max.	0.25% Max.	0.08% Max.	Residue

Blasting Materials

The abrasives used for surface treatment of the Mytis Arrow Implant are genuine, internally manufactured, and chemically synthesized compounds with outstanding biocompatibility and osteoconductivity. The eutectic ceramics of β -tricalciumphosphate (β -TCP) ceramic with the highly biocompatible hydroxyapatite (HAP) are used as the abrasives.



Blasting materials

ABS (Apatite-Blasted Surface) Process

The process involves blasting with the eutectic ceramics of β -tricalciumphosphate (β -TCP) ceramic with the highly biocompatible hydroxyapatite (HAP) followed by prolonged ultrasonic cleaning in pure water. This surface processing method creates a micro-roughness on the titanium surface to help enhance the cellular activity on the surface.

Quality Assurance

Quality Control

Having an up-to-date infrastructure and leading-edge technologies, we supply only acceptable products to our customers using a production process that complies with International Quality Control Standards (ISO 13485) and conforms to strict internal quality standards.

2006: Acquisition of ISO 13485 & ISO 9001 and FDA marketing clearance for Mytis Arrow Implant System (K052254)

2007: Acquisition of FDA marketing clearance for β -POWDER (K063236)

2009: Acquisition of FDA marketing clearance for ArrowBone- β (K083372)



MD 500024 / ISO 13485:2003



FS 500016 / ISO 9001:2008

ISO 13485

According to the codes of GQP/QMS, manufacturing and quality controls are practiced in our plants and at authorized certified outside manufacturers, whereas quality assurance and safety control according to the codes of GQP/GVP are exercised for our manufacturing and sales business.



FDA K052254
FDA K063236
FDA K083372

GVP (Good Vigilance Practice)

Regarding all products relating to our company, we strictly monitor post-marketing product safety and continuously collect safety control information.

A label for medical recording

Every Mytis Arrow Implant is supplied with the label for medical recording. It can be affixed postoperatively to the patient's medical record or clinical treatment chart to record the lot number.

The Made-In-Japan products

All products in the Mytis Arrow Implant System are manufactured domestically in Japan. Now in fields related to implantology, "the Made-In-Japan products" (including titanium, precision NC lathes, and zirconium), which are manufactured by taking advantage of the Japanese industrial and technical powers, are internationally essential and involved in various production processes. Mytis Arrow Implants have been manufactured with world-renowned, state-of-the-art technology.



Precision NC lathes: Citizen Cincom M16

Mytis Arrow Implant System

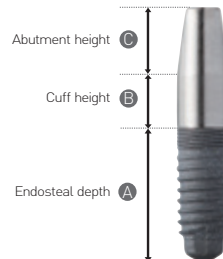
One-Stage One-Piece type

P.12

A II-type

A II 30 ~ 50**

Φ 3.0mm, Φ 4.0mm, Φ 5.0mm



※ The surface-treated upper part of All-type has a micro thread design with 0.2 mm thread pitch.

The All-type implant is the one-piece type of implant.

The abutment part employs a double-surface cutting. The interface part between the fixture body and the abutment incorporates a micro-thread design to distribute the stress within the cortical bone and prevent bone resorption. Indications include cases with single tooth restorations and intermediate missing teeth.

One-Stage Normal type

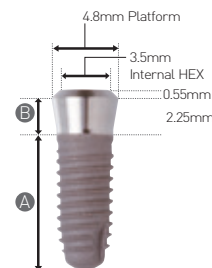
P.13~

B-type

B33 ~ 46**S

Φ 3.3mm, Φ 3.7mm, Φ 4.0mm, Φ 4.3mm, Φ 4.6mm

Platform (maximum diameter): 4.8mm



The fixture of this type has a transgingival section. The fixture collar is exposed in the oral environment after placement, and no second stage surgery is required for the abutment connection after osseointegration is achieved. The B-type fixtures are popularly used in cases with a free end or intermediate missing in the mandible as well as with intermediate missing in the maxilla. For example, case with good vertical stop to eliminate functional loading on the fixture before osseointegration is a good indication.

Two-Stage Normal type


P.16~

C-type

C37 ~ 46**S

Φ 3.7mm, Φ 4.0mm, Φ 4.3mm, Φ 4.6mm

Platform (maximum diameter): C37**S ⇒ 3.7mm C40**S ⇒ 4.0mm
C43**S ⇒ 4.3mm C46**S ⇒ 4.6mm



This is a submerged fixture without a transgingival section. Allowing subcrestal placement, the fixture is protected from most premature loading by the alveolar bone crest and stands in an almost static state. With the temporary overdenture set after the healing of sutured wounds, earlier preparatory functional recovery may be obtained. The C-type fixtures are indicated for cases with cancellous bone quality and GBR-treated implantation.

One-Stage Normal type


P.19~

E-type

E33 ~ 46**S

Φ 3.3mm, Φ 3.7mm, Φ 4.0mm, Φ 4.3mm, Φ 4.6mm

Platform (maximum diameter): E33**S, E37**S, E40**S ⇒ 4.3mm
E43**S, E46**S ⇒ 4.8mm



※ Thread crest diameter for E33xxS and E37xxS implants are Φ 3.3 mm and Φ 3.7 mm, respectively. Their maximum diameter of the surface-treated section is Φ 4.0 mm.

The fixture of this type has a transgingival section of 0.8 mm. Due to this, in patients with thin overlying gingival tissue, the fixture head remains exposed through the gingiva, which saves placing the abutment during second-stage surgery after osseointegration is achieved. Besides, the deeper placement of the E-type implant allows submerged implantation during the two-stage surgery. Implants of this type that require esthetic considerations for both the upper and lower anterior teeth and premolars are more frequently used.

※ As for E33xxS, E37xxS and E40xxS implants, endosteal depth = full length - 1.1 mm. As for E43xxS and E46xxS implants, endosteal depth = full length - 1.35 mm.

One-Stage Wide type


P.22~

BW-type

BW47**S

Φ 4.7mm

Platform (maximum diameter): 5.6mm



The fixture of this type has the same features as the B-type fixture except it comes in a wider diameter. Indications include cases requiring a back-up implantation due to the lack of initial stability after the placement of the rather shorter fixture and implantation at the site of a larger bone defect following extraction or loss of teeth. The BW-type fixtures are best suited for single tooth restorations in the posterior region of the maxilla and the mandible.

One-Stage Wide type


P.22~

EW-type

EW50 ~ 70**S

Φ 5.0mm, Φ 6.0mm, Φ 7.0mm









































































Platform (maximum diameter): EW50**S ⇒ 5.6mm EW60**S ⇒ 6.0mm
EW70**S ⇒ 7.0mm



The fixture of this type has the same features as the E-type fixture except it comes in a wider diameter. Indications include cases requiring a back-up implantation due to the lack of initial stability after the placement of the rather shorter fixture and implantation at the site of a larger bone defect following extraction or loss of teeth. The EW-type fixtures are best suited for single tooth restorations in the posterior region of the maxilla and the mandible.

Normal Implants

A Table of Prosthetic-Compliant Products (B-type,C-type,E-type)

Implants	Cover Screws & Healing Caps	Coping Impression																																										
<h1 style="font-size: 4em; color: #0070C0;">B</h1> <h2 style="font-size: 2em; color: #0070C0;">type</h2>  <table border="0" style="width: 100%; text-align: center;"> <tr> <td>ϕ 3.3</td> <td>ϕ 3.7</td> <td>ϕ 4.0</td> <td>ϕ 4.3</td> <td>ϕ 4.6</td> </tr> <tr> <td>B3306S</td> <td>B3706S</td> <td>B4006S</td> <td>B4306S</td> <td>B4606S</td> </tr> <tr> <td>B3308S</td> <td>B3708S</td> <td>B4008S</td> <td>B4308S</td> <td>B4608S</td> </tr> <tr> <td>B3310S</td> <td>B3710S</td> <td>B4010S</td> <td>B4310S</td> <td>B4610S</td> </tr> <tr> <td>B3312S</td> <td>B3712S</td> <td>B4012S</td> <td>B4312S</td> <td>B4612S</td> </tr> <tr> <td>B3314S</td> <td>B3714S</td> <td>B4014S</td> <td>B4314S</td> <td>B4614S</td> </tr> </table>	ϕ 3.3	ϕ 3.7	ϕ 4.0	ϕ 4.3	ϕ 4.6	B3306S	B3706S	B4006S	B4306S	B4606S	B3308S	B3708S	B4008S	B4308S	B4608S	B3310S	B3710S	B4010S	B4310S	B4610S	B3312S	B3712S	B4012S	B4312S	B4612S	B3314S	B3714S	B4014S	B4314S	B4614S	 <p>CSB-10-s</p>  <p>CSB-25-s</p>	<div style="background-color: #333; color: white; padding: 2px; text-align: center; font-weight: bold;">Implant Level Impression</div> <table border="1" style="width: 100%; border-collapse: collapse;"> <tr> <th style="width: 33%; text-align: center;">For Closed-tray technique</th> <th style="width: 33%; text-align: center;">Working model replicas</th> <th style="width: 33%; text-align: center;">Open-tray technique</th> </tr> <tr> <td style="text-align: center;">  <p>N-M3 Coping S</p> </td> <td style="text-align: center;">  <p>Replica B-HEX-s</p> </td> <td style="text-align: center;">  <p>B Coping +L-pin</p> </td> </tr> <tr> <td style="text-align: center;">  <p>N-M3 Coping M</p> </td> <td style="text-align: center;">  <p>Replica E-HEX-s</p> </td> <td style="text-align: center;">  <p>N-ME Coping M</p> </td> </tr> <tr> <td style="text-align: center;">  <p>N-M3 Coping L</p> </td> <td style="text-align: center;">  <p>Replica C-HEX-s</p> </td> <td style="text-align: center;">  <p>C Coping +L-pin</p> </td> </tr> </table>	For Closed-tray technique	Working model replicas	Open-tray technique	 <p>N-M3 Coping S</p>	 <p>Replica B-HEX-s</p>	 <p>B Coping +L-pin</p>	 <p>N-M3 Coping M</p>	 <p>Replica E-HEX-s</p>	 <p>N-ME Coping M</p>	 <p>N-M3 Coping L</p>	 <p>Replica C-HEX-s</p>	 <p>C Coping +L-pin</p>
ϕ 3.3	ϕ 3.7	ϕ 4.0	ϕ 4.3	ϕ 4.6																																								
B3306S	B3706S	B4006S	B4306S	B4606S																																								
B3308S	B3708S	B4008S	B4308S	B4608S																																								
B3310S	B3710S	B4010S	B4310S	B4610S																																								
B3312S	B3712S	B4012S	B4312S	B4612S																																								
B3314S	B3714S	B4014S	B4314S	B4614S																																								
For Closed-tray technique	Working model replicas	Open-tray technique																																										
 <p>N-M3 Coping S</p>	 <p>Replica B-HEX-s</p>	 <p>B Coping +L-pin</p>																																										
 <p>N-M3 Coping M</p>	 <p>Replica E-HEX-s</p>	 <p>N-ME Coping M</p>																																										
 <p>N-M3 Coping L</p>	 <p>Replica C-HEX-s</p>	 <p>C Coping +L-pin</p>																																										
<h1 style="font-size: 4em; color: #0070C0;">E</h1> <h2 style="font-size: 2em; color: #0070C0;">type</h2>  <table border="0" style="width: 100%; text-align: center;"> <tr> <td>ϕ 3.3</td> <td>ϕ 3.7</td> <td>ϕ 4.0</td> <td>ϕ 4.3</td> <td>ϕ 4.6</td> </tr> <tr> <td>E3310S</td> <td>E3708S</td> <td>E4008S</td> <td>E4308S</td> <td>E4608S</td> </tr> <tr> <td>E3312S</td> <td>E3710S</td> <td>E4010S</td> <td>E4310S</td> <td>E4610S</td> </tr> <tr> <td>E3314S</td> <td>E3712S</td> <td>E4012S</td> <td>E4312S</td> <td>E4612S</td> </tr> <tr> <td></td> <td>E3714S</td> <td>E4014S</td> <td>E4314S</td> <td>E4614S</td> </tr> </table>	ϕ 3.3	ϕ 3.7	ϕ 4.0	ϕ 4.3	ϕ 4.6	E3310S	E3708S	E4008S	E4308S	E4608S	E3312S	E3710S	E4010S	E4310S	E4610S	E3314S	E3712S	E4012S	E4312S	E4612S		E3714S	E4014S	E4314S	E4614S	 <p>E33-40xxS</p> <p>CSE-10-s</p>  <p>E43-46xxS</p> <p>CSE-25-s</p>	<table border="1" style="width: 100%; border-collapse: collapse;"> <tr> <td style="text-align: center;">  <p>N-M3 Coping S</p> </td> <td style="text-align: center;">  <p>Replica E-HEX-s</p> </td> <td style="text-align: center;">  <p>N-ME Coping S</p> </td> </tr> <tr> <td style="text-align: center;">  <p>N-M3 Coping M</p> </td> <td style="text-align: center;">  <p>Replica C-HEX-s</p> </td> <td style="text-align: center;">  <p>N-ME Coping M</p> </td> </tr> <tr> <td style="text-align: center;">  <p>N-M3 Coping L</p> </td> <td></td> <td style="text-align: center;">  <p>N-ME Coping L</p> </td> </tr> </table>	 <p>N-M3 Coping S</p>	 <p>Replica E-HEX-s</p>	 <p>N-ME Coping S</p>	 <p>N-M3 Coping M</p>	 <p>Replica C-HEX-s</p>	 <p>N-ME Coping M</p>	 <p>N-M3 Coping L</p>		 <p>N-ME Coping L</p>								
ϕ 3.3	ϕ 3.7	ϕ 4.0	ϕ 4.3	ϕ 4.6																																								
E3310S	E3708S	E4008S	E4308S	E4608S																																								
E3312S	E3710S	E4010S	E4310S	E4610S																																								
E3314S	E3712S	E4012S	E4312S	E4612S																																								
	E3714S	E4014S	E4314S	E4614S																																								
 <p>N-M3 Coping S</p>	 <p>Replica E-HEX-s</p>	 <p>N-ME Coping S</p>																																										
 <p>N-M3 Coping M</p>	 <p>Replica C-HEX-s</p>	 <p>N-ME Coping M</p>																																										
 <p>N-M3 Coping L</p>		 <p>N-ME Coping L</p>																																										
<h1 style="font-size: 4em; color: #0070C0;">C</h1> <h2 style="font-size: 2em; color: #0070C0;">type</h2>  <table border="0" style="width: 100%; text-align: center;"> <tr> <td>ϕ 3.7</td> <td>ϕ 4.0</td> <td>ϕ 4.3</td> <td>ϕ 4.6</td> </tr> <tr> <td>C3708S</td> <td>C4008S</td> <td>C4308S</td> <td>C4608S</td> </tr> <tr> <td>C3710S</td> <td>C4010S</td> <td>C4310S</td> <td>C4610S</td> </tr> <tr> <td>C3712S</td> <td>C4012S</td> <td>C4312S</td> <td>C4612S</td> </tr> <tr> <td>C3714S</td> <td>C4014S</td> <td>C4314S</td> <td>C4614S</td> </tr> </table>	ϕ 3.7	ϕ 4.0	ϕ 4.3	ϕ 4.6	C3708S	C4008S	C4308S	C4608S	C3710S	C4010S	C4310S	C4610S	C3712S	C4012S	C4312S	C4612S	C3714S	C4014S	C4314S	C4614S	 <p>HC-30-s</p>  <p>HC-50-s</p>  <p>HC-30T-s</p>  <p>HC-50T-s</p>  <p>HC-30TW-s</p>  <p>HC-50TW-s</p>  <p>HC-30ST-s</p>  <p>HC-50ST-s</p>	<table border="1" style="width: 100%; border-collapse: collapse;"> <tr> <td style="text-align: center;">  <p>Replica C-HEX-s</p> </td> <td style="text-align: center;">  <p>C Coping +L-pin</p> </td> </tr> </table>	 <p>Replica C-HEX-s</p>	 <p>C Coping +L-pin</p>																				
ϕ 3.7	ϕ 4.0	ϕ 4.3	ϕ 4.6																																									
C3708S	C4008S	C4308S	C4608S																																									
C3710S	C4010S	C4310S	C4610S																																									
C3712S	C4012S	C4312S	C4612S																																									
C3714S	C4014S	C4314S	C4614S																																									
 <p>Replica C-HEX-s</p>	 <p>C Coping +L-pin</p>																																											

Trial Fitting Abutments

Internal HEX Connection type

Taper Connection type

HAT Impression

Temporary Abutments

Custom Abutments

One-Stage Method



Trial Fitting Abutment TB-50
Trial Fitting Abutment TB/15
Trial Fitting Abutment TB/25

One-Stage Method



AB35-HEX50L

For HAT35L Impression



AB35E-L35-HEX
AB35E-L50-HEX
AB35E-L70-HEX



AB35-D35
AB35-D50
AB35-D70

One-Stage Method

For HAT35L Impression



BS / A-35
BS / A-50
BS / A-70



AB35-G35-s
AB35-G50-s
AB35-G70-s

Abutment Level Impression

For HAT35L



HAT35L

Two-Stage Method

Two-Stage Method

For HAT35L Impression



AB35C10-L35-HEX
AB35C20-L35-HEX
AB35C30-L35-HEX



AB35C10-L50-HEX
AB35C20-L50-HEX
AB35C30-L50-HEX



AB35C10-L70-HEX
AB35C20-L70-HEX
AB35C30-L70-HEX



AG35-D05
AG35-D15
AG35-D25



AG35-B15HEX
AG35-B25HEX

Two-Stage Method



AB35C10J-S-s
AB35C20J-S-s
AB35C30J-S-s
AB35C50J-S-s



AG35-B15-s
AG35-B25-s



AB35C10J-M-s
AB35C20J-M-s
AB35C30J-M-s
AB35C50J-M-s



AB35C10J-L-s
AB35C20J-L-s
AB35C30J-L-s
AB35C50J-L-s



AG35-C15-s
AG35-C25-s



HAT35L



Replica
N-35L



Replica
N-50L



Replica
N-70L



Trial Fitting Abutment TB-50
Trial Fitting Abutment TB/15
Trial Fitting Abutment TB/25



Trial Fitting adapter 20
Trial Fitting adapter 30



AB35C-D35
AB35C-D50
AB35C-D70



AG35C10-HEX15
AG35C20-HEX15
AG35C30-HEX15



AG35C-D05
AG35C-D15
AG35C-D25



AG35C10-HEX25
AG35C20-HEX25



























Pattern
35HEX



S-pin

Wide Implants

A Table of Prosthetic-Compliant Products (BW-type,EW-type)

Implants	Cover Screws & Healing Caps	Coping Impression																					
<h1>BW</h1> <p>type</p>  <p>φ 4.7 BW4708S BW4710S BW4712S</p>	 <p>CSBW-10-s</p>  <p>CSBW-25-s</p>	<p>Implant Level Impression</p> <table border="1"> <thead> <tr> <th data-bbox="978 387 1134 454">For Closed-tray technique</th> <th data-bbox="1137 387 1294 454">Working model replicas</th> <th data-bbox="1297 387 1444 454">Open-tray technique</th> </tr> </thead> <tbody> <tr> <td data-bbox="978 459 1134 880">  <p>W-M3 CopingS</p> </td> <td data-bbox="1137 459 1294 880">  <p>Replica W-HEX-s</p> </td> <td data-bbox="1297 459 1444 880"></td> </tr> </tbody> </table>	For Closed-tray technique	Working model replicas	Open-tray technique	 <p>W-M3 CopingS</p>	 <p>Replica W-HEX-s</p>																
For Closed-tray technique	Working model replicas	Open-tray technique																					
 <p>W-M3 CopingS</p>	 <p>Replica W-HEX-s</p>																						
<h1>EW</h1> <p>type</p>  <table border="0"> <tr> <td>φ 5.0</td> <td>φ 6.0</td> <td>φ 7.0</td> </tr> <tr> <td>EW5006S</td> <td>EW6006S</td> <td>EW7006S</td> </tr> <tr> <td>EW5008S</td> <td>EW6008S</td> <td>EW7008S</td> </tr> <tr> <td>EW5010S</td> <td>EW6010S</td> <td>EW7010S</td> </tr> <tr> <td>EW5012S</td> <td></td> <td></td> </tr> </table>	φ 5.0	φ 6.0	φ 7.0	EW5006S	EW6006S	EW7006S	EW5008S	EW6008S	EW7008S	EW5010S	EW6010S	EW7010S	EW5012S			 <p>HCW-30-s HCW-50-s</p>  <p>HCW-30T-s HCW-50T-s</p>	<table border="1"> <thead> <tr> <th data-bbox="978 992 1134 1059">For Closed-tray technique</th> <th data-bbox="1137 992 1294 1059">Working model replicas</th> <th data-bbox="1297 992 1444 1059">Open-tray technique</th> </tr> </thead> <tbody> <tr> <td data-bbox="978 1064 1134 1471">  <p>W-M3 CopingL</p> </td> <td data-bbox="1137 1064 1294 1471"> <p>EW60xxS</p>  <p>Replica W60-HEX-s</p> <p>EW50xxS</p> <p>EW70xxS</p>  <p>Replica W70-HEX-s</p> </td> <td data-bbox="1297 1064 1444 1471">  <p>W-ME Coping</p> </td> </tr> </tbody> </table>	For Closed-tray technique	Working model replicas	Open-tray technique	 <p>W-M3 CopingL</p>	<p>EW60xxS</p>  <p>Replica W60-HEX-s</p> <p>EW50xxS</p> <p>EW70xxS</p>  <p>Replica W70-HEX-s</p>	 <p>W-ME Coping</p>
φ 5.0	φ 6.0	φ 7.0																					
EW5006S	EW6006S	EW7006S																					
EW5008S	EW6008S	EW7008S																					
EW5010S	EW6010S	EW7010S																					
EW5012S																							
For Closed-tray technique	Working model replicas	Open-tray technique																					
 <p>W-M3 CopingL</p>	<p>EW60xxS</p>  <p>Replica W60-HEX-s</p> <p>EW50xxS</p> <p>EW70xxS</p>  <p>Replica W70-HEX-s</p>	 <p>W-ME Coping</p>																					

Trial Fitting Abutments

Internal HEX Connection type

Taper Connection type

HAT Impression

Temporary Abutments

Custom Abutments



Trial Fitting Abutment TW-50
Trial Fitting Abutment TW/15
Trial Fitting Abutment TW/25

One-Stage Method



AB43-D35
AB43-D50
AB43-D70

For HAT43L impression



AB43H-L35-HEX
AB43H-L50-HEX
AB43H-L70-HEX



AB43-HEX50L
AB43-HEX70L

Two-Stage Method



AG43-D05
AG43-D15
AG43-D25

For HAT43L impression



AG43-BW15HEX
AG43-BW25HEX


For HAT43L impression




AB43C10-L50-HEX
AB43C10-L70-HEX

One-Stage Method

For HAT43L impression




WS/A-35
WS/A-50
WS/A-70




AG43-BW15-s
AG43-BW25-s

Abutment Level Impression


For HAT43L




HAT43L



Replica W-35L



Replica W-50L



Replica W-70L



TP-AB43



Pattern 43HEX






S-pin

A II -type

Material: Pure Titanium
Surface treatment: ABS

γ -Sterilized Do not reuse

Implants		Product name	Specification
 <p>ϕ 3.0</p>	AII 3008-07	Endosteal diameter ϕ 3.0 / Endosteal depth 8.0mm / Abutment length 7.0mm	
	AII 3008-09	Endosteal diameter ϕ 3.0 / Endosteal depth 8.0mm / Abutment length 9.0mm	
	AII 3010-07	Endosteal diameter ϕ 3.0 / Endosteal depth 10.0mm / Abutment length 7.0mm	
	AII 3010-09	Endosteal diameter ϕ 3.0 / Endosteal depth 10.0mm / Abutment length 9.0mm	
	AII 3012-09	Endosteal diameter ϕ 3.0 / Endosteal depth 12.0mm / Abutment length 9.0mm	
	AII 3012-11	Endosteal diameter ϕ 3.0 / Endosteal depth 12.0mm / Abutment length 11.0mm	
 <p>ϕ 4.0</p>	AII 4008-07	Endosteal diameter ϕ 4.0 / Endosteal depth 8.0mm / Abutment length 7.0mm	
	AII 4008-09	Endosteal diameter ϕ 4.0 / Endosteal depth 8.0mm / Abutment length 9.0mm	
	AII 4010-07	Endosteal diameter ϕ 4.0 / Endosteal depth 10.0mm / Abutment length 7.0mm	
	AII 4010-09	Endosteal diameter ϕ 4.0 / Endosteal depth 10.0mm / Abutment length 9.0mm	
	AII 4012-09	Endosteal diameter ϕ 4.0 / Endosteal depth 12.0mm / Abutment length 9.0mm	
	AII 4012-11	Endosteal diameter ϕ 4.0 / Endosteal depth 12.0mm / Abutment length 11.0mm	
 <p>ϕ 5.0</p>	AII 5008-07	Endosteal diameter ϕ 5.0 / Endosteal depth 8.0mm / Abutment length 7.0mm	
	AII 5008-09	Endosteal diameter ϕ 5.0 / Endosteal depth 8.0mm / Abutment length 9.0mm	
	AII 5010-07	Endosteal diameter ϕ 5.0 / Endosteal depth 10.0mm / Abutment length 7.0mm	
	AII 5010-09	Endosteal diameter ϕ 5.0 / Endosteal depth 10.0mm / Abutment length 9.0mm	
	AII 5012-09	Endosteal diameter ϕ 5.0 / Endosteal depth 12.0mm / Abutment length 9.0mm	
	AII 5012-11	Endosteal diameter ϕ 5.0 / Endosteal depth 12.0mm / Abutment length 11.0mm	

B-type

Material: Pure Titanium
Surface treatment: ABS






 Insertion-jig is pre-mounted.
Incl. Seal Cap

Insertion torque value: Below 40Ncm

γ-Sterilized


Do not reuse

Implants

	Product name	Specification
 ϕ 3.3	B3306S	Endosteal diameter ϕ 3.3 / Endosteal depth 6.0mm
	B3308S	Endosteal diameter ϕ 3.3 / Endosteal depth 8.0mm
	B3310S	Endosteal diameter ϕ 3.3 / Endosteal depth 10.0mm
	B3312S	Endosteal diameter ϕ 3.3 / Endosteal depth 12.0mm
	B3314S	Endosteal diameter ϕ 3.3 / Endosteal depth 14.0mm
 ϕ 3.7	B3706S	Endosteal diameter ϕ 3.7 / Endosteal depth 6.0mm
	B3708S	Endosteal diameter ϕ 3.7 / Endosteal depth 8.0mm
	B3710S	Endosteal diameter ϕ 3.7 / Endosteal depth 10.0mm
	B3712S	Endosteal diameter ϕ 3.7 / Endosteal depth 12.0mm
	B3714S	Endosteal diameter ϕ 3.7 / Endosteal depth 14.0mm
 ϕ 4.0	B4006S	Endosteal diameter ϕ 4.0 / Endosteal depth 6.0mm
	B4008S	Endosteal diameter ϕ 4.0 / Endosteal depth 8.0mm
	B4010S	Endosteal diameter ϕ 4.0 / Endosteal depth 10.0mm
	B4012S	Endosteal diameter ϕ 4.0 / Endosteal depth 12.0mm
	B4014S	Endosteal diameter ϕ 4.0 / Endosteal depth 14.0mm
 ϕ 4.3	B4306S	Endosteal diameter ϕ 4.3 / Endosteal depth 6.0mm
	B4308S	Endosteal diameter ϕ 4.3 / Endosteal depth 8.0mm
	B4310S	Endosteal diameter ϕ 4.3 / Endosteal depth 10.0mm
	B4312S	Endosteal diameter ϕ 4.3 / Endosteal depth 12.0mm
	B4314S	Endosteal diameter ϕ 4.3 / Endosteal depth 14.0mm
 ϕ 4.6	B4606S	Endosteal diameter ϕ 4.6 / Endosteal depth 6.0mm
	B4608S	Endosteal diameter ϕ 4.6 / Endosteal depth 8.0mm
	B4610S	Endosteal diameter ϕ 4.6 / Endosteal depth 10.0mm
	B4612S	Endosteal diameter ϕ 4.6 / Endosteal depth 12.0mm
	B4614S	Endosteal diameter ϕ 4.6 / Endosteal depth 14.0mm


Cover Screws

※ h=Height

	Product name	Specification
 $\frac{4.8}{h}$	CSB-10-s	Height 1.0mm
	CSB-25-s	Height 2.5mm

Ball Attachment

※ h=Height

	Product name	Specification
 $\frac{h}{h}$	Ball B-s	Height 2.4mm

※ Concomitant use with O-ring No.4

Abutments

The implant-abutment connecting shoulder portion (a) : Not-covered (b) : Half-covered (c) : Whole-covered

Internal HEX Connection type


Material:Pure Titanium









※ An internal HEX abutment includes an abutment screw (Titanium alloy).  ※ h=Height

		Product name	Specification
		AB35-D35	Height 3.5mm
		AB35-D50	Height 5.0mm
		AB35-D70	Height 7.0mm
		AB35E-L35-HEX	Height 3.5mm
		AB35E-L50-HEX	Height 5.0mm
		AB35E-L70-HEX	Height 7.0mm
		AB35-HEX50L	Height 5.0mm
		AG35-D05	Height 7.0mm / Angle 5°
		AG35-D15	Height 9.0mm / Angle 15°
		AG35-D25	Height 9.0mm / Angle 25°
		AG35-B15HEX	Height 9.0mm / Angle 15°
		AG35-B25HEX	Height 9.0mm / Angle 25°

Taper Connection type

Material:Pure Titanium



※ An angled abutment includes an abutment screw (Titanium alloy).  ※ h=Height

		Product name	Specification
		BS/A-35	Height 3.5mm
		BS/A-50	Height 5.0mm
		BS/A-70	Height 7.0mm
		AB35-G35-s	Height 3.5mm
		AB35-G50-s	Height 5.0mm
		AB35-G70-s	Height 7.0mm
		AB35-J35-s	Height 3.5mm
		AB35-J50-s	Height 5.0mm
		AB35-J70-s	Height 7.0mm
		AG35-B15-s	Height 9.0mm
		AG35-B25-s	Height 9.0mm

Temporary Abutments


Material:Pure Titanium

※ An abutment screw is included (Titanium alloy).  ※ h=Height

		Product name	Specification
		TP-AB35	Height 8.5mm

Custom Abutments

※ h=Height

		Product name	Specification
		Pattern 35HEX	Height 9.4mm / Material Acrylic
		S-pin	Height 9.4mm / Material Titanium alloy

Prosthetic & Laboratory parts

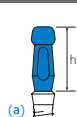
1 Implant Level Impression

Impression parts

Material: Pure Titanium

※ h=Height

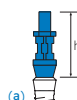
For Closed-tray technique



N-M3 Coping S
N-M3 Coping M
N-M3 Coping L

Height 9.8mm
Height 10.8mm
Height 12.5mm

Open-tray technique



N-ME Coping S
N-ME Coping M
N-ME Coping L

Height 14.2mm
Height 15.2mm
Height 17.2mm



B-Coping
L-Pin

Height 13.0mm / Material Acrylic

Working model replicas



Replica B-HEX-s

Compliant abutment /
Internal HEX connection abutments

2 Abutment Level Impression

Impression parts & Laboratory parts



HAT35L

Compliant implants / BxxxxS
Compliant abutments /
AB35E-Lxx-HEX, BS/A-xx

Working model replicas

Material: Stainless steel



Replica N-35L
Replica N-50L
Replica N-70L

Compliant implants / BxxxxS
Compliant abutments /
AB35E-Lxx-HEX, BS/A-xx

C-type

Material: Pure Titanium
Surface treatment: ABS





 Insertion-jig is pre-mounted.
Incl. Seal Cap

Insertion torque value: Below 40Ncm

 -Sterilized



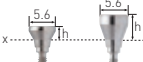

Do not reuse

Implants

	Product name	Specification
 ϕ 3.7	C3708S	Endosteal diameter ϕ 3.7 / Endosteal depth 8.0mm
	C3710S	Endosteal diameter ϕ 3.7 / Endosteal depth 10.0mm
	C3712S	Endosteal diameter ϕ 3.7 / Endosteal depth 12.0mm
	C3714S	Endosteal diameter ϕ 3.7 / Endosteal depth 14.0mm
 ϕ 4.0	C4008S	Endosteal diameter ϕ 4.0 / Endosteal depth 8.0mm
	C4010S	Endosteal diameter ϕ 4.0 / Endosteal depth 10.0mm
	C4012S	Endosteal diameter ϕ 4.0 / Endosteal depth 12.0mm
	C4014S	Endosteal diameter ϕ 4.0 / Endosteal depth 14.0mm
 ϕ 4.3	C4308S	Endosteal diameter ϕ 4.3 / Endosteal depth 8.0mm
	C4310S	Endosteal diameter ϕ 4.3 / Endosteal depth 10.0mm
	C4312S	Endosteal diameter ϕ 4.3 / Endosteal depth 12.0mm
	C4314S	Endosteal diameter ϕ 4.3 / Endosteal depth 14.0mm
 ϕ 4.6	C4608S	Endosteal diameter ϕ 4.6 / Endosteal depth 8.0mm
	C4610S	Endosteal diameter ϕ 4.6 / Endosteal depth 10.0mm
	C4612S	Endosteal diameter ϕ 4.6 / Endosteal depth 12.0mm
	C4614S	Endosteal diameter ϕ 4.6 / Endosteal depth 14.0mm


Healing Caps

※ h=Height

	Product name	Specification
	HC-30-s	Height 3.0mm
	HC-50-s	Height 5.0mm
	HC-30T-s	Height 3.0mm
	HC-50T-s	Height 5.0mm
	HC-30TW-s	Height 3.0mm
	HC-50TW-s	Height 5.0mm
	HC-30ST-s	Height 3.0mm
	HC-50ST-s	Height 5.0mm


Ball Attachment

※ h=Height

	Product name	Specification
	Ball C20-s	Height 2.4mm

※ Concomitant use with O-ring No.4

Abutments





Internal HEX Connection type Material:Pure Titanium ※ An internal HEX abutment includes an abutment screw (Titanium alloy).  ※ h=Height C=Cuff Height

	Product name	Specification
	AB35C-D35	Height 3.5mm / Cuff Height 1.0mm
	AB35C-D50	Height 5.0mm / Cuff Height 1.0mm
	AB35C-D70	Height 7.0mm / Cuff Height 1.0mm
	AB35C10-L35-HEX	Height 3.5mm / Cuff Height 1.0mm
	AB35C20-L35-HEX	Height 3.5mm / Cuff Height 2.0mm
	AB35C30-L35-HEX	Height 3.5mm / Cuff Height 3.0mm
	AB35C10-L50-HEX	Height 5.0mm / Cuff Height 1.0mm
	AB35C20-L50-HEX	Height 5.0mm / Cuff Height 2.0mm
	AB35C30-L50-HEX	Height 5.0mm / Cuff Height 3.0mm
	AB35C10-L70-HEX	Height 7.0mm / Cuff Height 1.0mm
	AB35C20-L70-HEX	Height 7.0mm / Cuff Height 2.0mm
	AB35C30-L70-HEX	Height 7.0mm / Cuff Height 3.0mm
	AG35C-D05	Height 7.0mm / Cuff Height 1.0mm / Angle 5°
	AG35C-D15	Height 9.0mm / Cuff Height 1.0mm / Angle 15°
	AG35C-D25	Height 9.0mm / Cuff Height 1.0mm / Angle 25°
	AG35C10-HEX15	Height 9.0mm / Cuff Height 1.0mm / Angle 15°
	AG35C20-HEX15	Height 9.0mm / Cuff Height 2.0mm / Angle 15°
	AG35C30-HEX15	Height 9.0mm / Cuff Height 3.0mm / Angle 15°
	AG35C10-HEX25	Height 9.0mm / Cuff Height 1.0mm / Angle 25°
	AG35C20-HEX25	Height 9.0mm / Cuff Height 2.0mm / Angle 25°

Taper Connection type


Material:Pure Titanium


※ An angled abutment includes an abutment screw (Titanium alloy).  ※ h=Height C=Cuff Height

	Product name	Specification
	AB35C10J-S-s	Height 3.5mm / Cuff Height 1.0mm
	AB35C20J-S-s	Height 3.5mm / Cuff Height 2.0mm
	AB35C30J-S-s	Height 3.5mm / Cuff Height 3.0mm
	AB35C50J-S-s	Height 3.5mm / Cuff Height 5.0mm
	AB35C10J-M-s	Height 5.0mm / Cuff Height 1.0mm
	AB35C20J-M-s	Height 5.0mm / Cuff Height 2.0mm
	AB35C30J-M-s	Height 5.0mm / Cuff Height 3.0mm
	AB35C50J-M-s	Height 5.0mm / Cuff Height 5.0mm
	AB35C10J-L-s	Height 7.0mm / Cuff Height 1.0mm
	AB35C20J-L-s	Height 7.0mm / Cuff Height 2.0mm
	AB35C30J-L-s	Height 7.0mm / Cuff Height 3.0mm
	AB35C50J-L-s	Height 7.0mm / Cuff Height 5.0mm
	AG35-C15-s	Height 9.0mm / Cuff Height 1.5mm / Angle 15°
	AG35-C25-s	Height 9.0mm / Cuff Height 1.5mm / Angle 25°

Temporary Abutments

Material:Pure Titanium

※ An abutment screw is included (Titanium alloy).  ※ h=Height

	Product name	Specification
	TP-AB35	Height 8.5mm

Custom Abutments

※ h=Height

	Product name	Specification
	Pattern 35HEX	Height 9.4mm / Material Acrylic
	S-pin	Height 9.4mm / Material Titanium alloy

Prosthetic & Laboratory parts

1 Implant Level Impression

Impression parts

Material: Pure Titanium

※ h=Height

For Closed-tray technique



N-M3 Coping S
N-M3 Coping M
N-M3 Coping L

Height 9.8mm
Height 10.8mm
Height 12.5mm

Open-tray technique



N-ME Coping S
N-ME Coping M
N-ME Coping L

Height 14.2mm
Height 15.2mm
Height 17.2mm



C-Coping
L-Pin

Height 13.0mm /Material Acrylic

Working model replicas

Material: Stainless steel



Replica C-HEX-s

Compliant abutments /
Internal HEX Connection type abutment

2 Abutment Level Impression

Impression parts & Laboratory parts



HAT35L

Compliant implant / CxxxxS
Compliant abutment /
AB35Cxx-Lxx-HEX

Working model replicas

Material: Stainless steel



Replica N-35L
Replica N-50L
Replica N-70L

Compliant implants / CxxxxS
Compliant abutment /
AB35Cxx-Lxx-HEX

E-type

Material: Pure Titanium
Surface treatment: ABS

 Insertion-jig is pre-mounted.
Incl. Seal Cap

Insertion torque value: Below 40Ncm



γ-Sterilized

Do not reuse

Implants

	Product name	Specification
 <p>φ 3.3</p>	E3310S	Endosteal diameter φ 4.0 / Endosteal depth 8.9mm / Thread crest diameter φ 3.3
	E3312S	Endosteal diameter φ 4.0 / Endosteal depth 10.9mm / Thread crest diameter φ 3.3
	E3314S	Endosteal diameter φ 4.0 / Endosteal depth 12.9mm / Thread crest diameter φ 3.3
 <p>φ 3.7</p>	E3708S	Endosteal diameter φ 4.0 / Endosteal depth 6.9mm / Thread crest diameter φ 3.7
	E3710S	Endosteal diameter φ 4.0 / Endosteal depth 8.9mm / Thread crest diameter φ 3.7
	E3712S	Endosteal diameter φ 4.0 / Endosteal depth 10.9mm / Thread crest diameter φ 3.7
	E3714S	Endosteal diameter φ 4.0 / Endosteal depth 12.9mm / Thread crest diameter φ 3.7
 <p>φ 4.0</p>	E4008S	Endosteal diameter φ 4.0 / Endosteal depth 6.9mm
	E4010S	Endosteal diameter φ 4.0 / Endosteal depth 8.9mm
	E4012S	Endosteal diameter φ 4.0 / Endosteal depth 10.9mm
	E4014S	Endosteal diameter φ 4.0 / Endosteal depth 12.9mm
 <p>φ 4.3</p>	E4308S	Endosteal diameter φ 4.3 / Endosteal depth 6.65mm
	E4310S	Endosteal diameter φ 4.3 / Endosteal depth 8.65mm
	E4312S	Endosteal diameter φ 4.3 / Endosteal depth 10.65mm
	E4314S	Endosteal diameter φ 4.3 / Endosteal depth 12.65mm
 <p>φ 4.6</p>	E4608S	Endosteal diameter φ 4.6 / Endosteal depth 6.65mm
	E4610S	Endosteal diameter φ 4.6 / Endosteal depth 8.65mm
	E4612S	Endosteal diameter φ 4.6 / Endosteal depth 10.65mm
	E4614S	Endosteal diameter φ 4.6 / Endosteal depth 12.65mm

Cover Screws

	Product name	Specification
Compliant with E33xxS, E37xxS, E40xxS 	CSE-10-s	Height 1.0mm
	CSE-25-s	Height 2.5mm
Compliant with E43xxS, E46xxS 	CSB-10-s	Height 1.0mm
	CSB-25-s	Height 2.5mm

Ball Attachment

	Product name	Specification
	Ball B-s	Height 2.4mm

※ Concomitant use with O-ring No.4

Abutments ①

In case of the One-Stage Method, use the B-type abutments.

The implant-abutment connecting shoulder portion (a) : Not-covered (b) : Half-covered (c) : Whole-covered

Internal HEX Connection type

Material:Pure Titanium

※ An internal HEX abutment includes an abutment screw [Titanium alloy].  ※ h=Height

		Product name	Specification
 E33~40  E43,46	  	AB35-D35	Height 3.5mm
		AB35-D50	Height 5.0mm
		AB35-D70	Height 7.0mm
※ These abutments are not applicable to E33xxS, E37xxS, and E40xxS implants.			
 (c)	  	AB35E-L35-HEX	Height 3.5mm
		AB35E-L50-HEX	Height 5.0mm
		AB35E-L70-HEX	Height 7.0mm
 (a)		AB35-HEX50L	Height 5.0mm
 (c)	  	AG35-D05	Height 7.0mm / Angle 5°
		AG35-D15	Height 9.0mm / Angle 15°
		AG35-D25	Height 9.0mm / Angle 25°
 (a)	 	AG35-B15HEX	Height 9.0mm / Angle 15°
		AG35-B25HEX	Height 9.0mm / Angle 25°

Taper Connection type


Material:Pure Titanium



※ An angled abutment includes an abutment screw [Titanium alloy].  ※ h=Height

		Product name	Specification
 E33~40  E43,46	  	BS/A-35	Height 3.5mm
		BS/A-50	Height 5.0mm
		BS/A-70	Height 7.0mm
 (a)	  	AB35-G35-s	Height 3.5mm
		AB35-G50-s	Height 5.0mm
		AB35-G70-s	Height 7.0mm
 (a)	  	AB35-J35-s	Height 3.5mm
		AB35-J50-s	Height 5.0mm
		AB35-J70-s	Height 7.0mm
 (a)	 	AG35-B15-s	Height 9.0mm
		AG35-B25-s	Height 9.0mm

Temporary Abutments


Material:Pure Titanium

※ An abutment screw is included [Titanium alloy].  ※ h=Height

		Product name	Specification
 (a)		TP-AB35	Height 8.5mm

Custom Abutments

※ h=Height

		Product name	Specification
 (a)	 	Pattern 35HEX	Height 9.4mm / Material Acrylic
		S-pin	Height 9.4mm / Material Titanium alloy

Abutments ②

In case of the Two-Stage Method, use the C-type abutments

See page 17

Prosthetic & Laboratory parts

The implant-abutment connecting shoulder portion (a) : Not-covered (b) : Half-covered (c) : Whole-covered

1 Implant Level Impression

Impression parts

Material: Pure Titanium

※ h=Height

For Closed-tray technique



N-M3 Coping S	Height 9.8mm
N-M3 Coping M	Height 10.8mm
N-M3 Coping L	Height 12.5mm

Open-tray technique



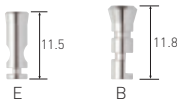
N-ME Coping S	Height 14.2mm
N-ME Coping M	Height 15.2mm
N-ME Coping L	Height 17.2mm



C-Coping	Height 13.0mm / Material Acrylic
L-Pin	

Working model replicas

Material: Stainless steel



Replica E-HEX-s	Compliant implants / E33 ~ 40**S
Replica B-HEX-s	Compliant implants / E43**S, E46**S

2 Abutment Level Impression

Impression parts & Laboratory parts



HAT35L

Compliant implants (One-Stage Method) / E43**S, E46**S
 Compliant abutments / AB35E-Lxx-HEX, BS/A-xx
 Compliant implants (Two-Stage Method) / ExxxxS
 Compliant abutments / AB35Cxx-Lxx-HEX

Working model replicas

Material: Stainless steel



Replica N-35L	Compliant implants (One-Stage Method) / E43**S, E46**S Compliant abutments / AB35E-Lxx-HEX, BS/A-xx Compliant implants (Two-Stage Method) / ExxxxS Compliant abutments / AB35Cxx-Lxx-HEX
Replica N-50L	
Replica N-70L	

EW/BW-type

Material: Pure Titanium
Surface treatment: ABS

 Insertion-jig is pre-mounted.
Incl. Seal Cap

Insertion torque value: Below 40Ncm

 -Sterilized

Do not reuse

Implants

BW-type



ϕ 4.7

Product name	Specification
BW4708S	Endosteal diameter ϕ 4.7 / Endosteal depth 8.0mm
BW4710S	Endosteal diameter ϕ 4.7 / Endosteal depth 10.0mm
BW4712S	Endosteal diameter ϕ 4.7 / Endosteal depth 12.0mm

EW-type



ϕ 5.0

EW5006S	Endosteal diameter ϕ 5.0 / Endosteal depth 6.0mm
EW5008S	Endosteal diameter ϕ 5.0 / Endosteal depth 8.0mm
EW5010S	Endosteal diameter ϕ 5.0 / Endosteal depth 10.0mm
EW5012S	Endosteal diameter ϕ 5.0 / Endosteal depth 12.0mm



ϕ 6.0

EW6006S	Endosteal diameter ϕ 6.0 / Endosteal depth 6.0mm
EW6008S	Endosteal diameter ϕ 6.0 / Endosteal depth 8.0mm
EW6010S	Endosteal diameter ϕ 6.0 / Endosteal depth 10.0mm



ϕ 7.0

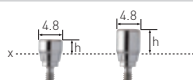
EW7006S	Endosteal diameter ϕ 7.0 / Endosteal depth 6.0mm
EW7008S	Endosteal diameter ϕ 7.0 / Endosteal depth 8.0mm
EW7010S	Endosteal diameter ϕ 7.0 / Endosteal depth 10.0mm

Cover Screws

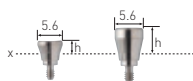


Product name	Specification
CSBW-10-s	Height 1.0mm
CSBW-25-s	Height 2.5mm

Healing Caps



Product name	Specification
HCW-30-s	Height 3.0mm
HCW-50-s	Height 5.0mm



HCW-30T-s	Height 3.0mm
HCW-50T-s	Height 5.0mm

Ball Attachment



Product name	Specification
Ball BW-s	Height 2.4mm

※ Concomitant use with O-ring No.4


Abutments













Common to BW-type & EW-type

The implant-abutment connecting shoulder portion (a) : Not-covered (b) : Half-covered (c) : Whole-covered

Internal HEX Connection type

Material:Pure Titanium





※ An internal HEX abutment includes an abutment screw (Titanium alloy).  ※ h=Height C=Cuff Height

	Product name	Specification	
 (c)	 AB43-D35 AB43-D50 AB43-D70	Height 3.5mm Height 5.0mm Height 7.0mm	
	 (b)	 AB43H-L35-HEX AB43H-L50-HEX AB43H-L70-HEX	Height 3.5mm Height 5.0mm Height 7.0mm
	 (a)	 AB43-HEX50L AB43-HEX70L	Height 5.0mm Height 5.0mm
 (a)	 AB43C10-L50-HEX AB43C10-L70-HEX	Height 5.0mm / Cuff Height 1.0mm Height 7.0mm / Cuff Height 1.0mm	
 (b)	 AG43-D05 AG43-D15 AG43-D25	Height 7.0mm / Angle 5° Height 7.0mm / Angle 15° Height 9.0mm / Angle 25°	
	 (a)	 AG43-BW15HEX AG43-BW25HEX	Height 9.0mm / Angle 15° Height 9.0mm / Angle 25°

Taper Connection type

Material:Pure Titanium



※ An angled abutment includes an abutment screw (Titanium alloy).  ※ h=Height

	Product name	Specification
 (b)	 WS/A-35 WS/A-50 WS/A-70	Height 3.5mm Height 5.0mm Height 7.0mm
 (a)	 AG43-BW15-s AG43-BW25-s	Height 9.0mm / Angle 5° Height 9.0mm / Angle 25°

Temporary Abutments

Material:Pure Titanium

※ An abutment screw is included (Titanium alloy).  ※ h=Height

	Product name	Specification
 (a)	 TP-AB43	Height 8.5mm

Custom Abutments

※ h=Height

	Product name	Specification
 (a)	 Pattern 43HEX	Height 9.8mm / Material Acrylic
	 S-pin	Height 9.4mm / Material Titanium alloy

Prosthetic & Laboratory parts

The implant-abutment connecting shoulder portion (a) : Not-covered (b) : Half-covered (c) : Whole-covered

1 Implant Level Impression

Impression parts

Material: Pure Titanium

※ h=Height

For Closed-tray technique

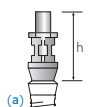


W-M3 Coping S
W-M3 Coping L

Height 10.3mm

Height 13.0mm

For Open-tray technique



W-ME Coping

Height 14.5mm



BW-Coping
L-Pin

Height 13.0mm / Material Acrylic

Working model replicas

Material: Stainless steel



Replica W-HEX-s

Compliant implants / BW47**S, EW50**S
Compliant abutments / Internal HEX Connection abutments

Replica W60-HEX-s

Compliant implants / EW60**S

Replica W70-HEX-s

Compliant implants / EW70**S

2 Abutment Level Impression

Impression parts & Laboratory parts



HAT43L

Compliant implants / BW47xxS, EW50xxS
Compliant abutments /
AB43H-Lxx-HEX, WS/A-xx
AB43C10-Lxx-HEX

Working model replicas

Material: Stainless steel



Replica W-35L



Replica W-50L

Replica W-70L




Compliant implants / BW47xxS, EW50xxS
Compliant abutments /
AB43H-Lxx-HEX, WS/A-xx
AB43C10-Lxx-HEX

Trial Fitting Abutments
























For B, C, E-type (Normal-type)

	Product name	Specification
	Trial Fitting Abut TB-50	Height 5.0mm / Straight Material : Acrylic
	Trial Fitting Abut TB/15	Height 9.0mm / Angle 15° Material : Acrylic
	Trial Fitting Abut TB/25	Height 9.0mm / Angle 25° Material : Acrylic
	Trial Fitting C adapter 20	Height 2.0mm Material : Pure Titanium
	Trial Fitting C adapter 30	Height 3.0mm Material : Pure Titanium



























For BW, EW-type (Wide-type)

	Product name	Specification
	Trial Fitting Abut TW-50	Height 5.0mm / Straight Material : Acrylic
	Trial Fitting Abut TW/15	Height 9.0mm / Angle 15° Material : Acrylic
	Trial Fitting Abut TW/25	Height 9.0mm / Angle 25° Material : Acrylic

Drills & Tools

	Product name	Specification
	Round Bur	φ 2.5mm / Full length 34.0mm Used to mark the location of drilling.
	Lindemann Drill	φ 2.1mm / Full length 31.5mm Used to drill cortical bone.
	Guide Drill 20	φ 2.0mm / Full length 34.7mm Determine the direction and depth of the implant slot according to the length of the endosteal part of the fixture.
	Spiral Drill 25	φ 2.5mm / Full length 34.7mm Final drill for φ 3.0mm fixtures.
	Spiral Drill 28	φ 2.8mm / Full length 34.7mm Final drill for φ 3.3mm fixtures.
	Spiral Drill 32	φ 3.2mm / Full length 34.7mm Final drill for φ 3.7mm fixtures.
	Spiral Drill 35	φ 3.5mm / Full length 34.7mm Final drill for φ 4.0mm fixtures.
	Spiral Drill 38	φ 3.8mm / Full length 34.7mm Final drill for φ 4.3mm fixtures.
	Spiral Drill 41	φ 4.1mm / Full length 34.7mm Final drill for φ 4.6 & φ 4.7mm fixtures.
	Spiral Drill 45	φ 4.5mm / Full length 34.7mm Final drill for φ 5.0mm fixtures.
	Spiral Drill 56	φ 5.6mm / Full length 29.5mm Final drill for φ 6.0mm fixtures.
	Spiral Drill 66	φ 6.6mm / Full length 29.5mm Final drill for φ 7.0mm fixtures.
	Drill Stopper 7 Drill Stopper 9 Drill Stopper 11 Drill Stopper 13	These stoppers can be used with Spiral Drill 20-45. The length in red letters shows the length of drill exposed.
	Tap 30-33	Full length 35.0mm Thread the tap manually in the margin area of the drilled hole to facilitate the insertion of the fixture. Place a Drill Holder 10 on it when using it manually.
	Tap 37-40	
	Tap 46-50	
	Tap 60-70	
	Depth Measure	Full length 28.0mm Measure the depth of the bone cavity (implant slot) of φ 2.0mm and φ 2.8mm. Also, verify the direction of the preparation.
	CK-40	Full length 30.0mm Cut out a circular section of gingival mucosa in a secondary surgery.
	CK-48	
	WR/Driver 11	Full length 11:11.0mm 17:17.0mm 23:23.0mm Tools attached to the insertion-jig for placing the implant with fingers.
	WR/Driver 17	
	WR/Driver 23	

Drills & Tools

	Product name	Specification
	CA/Driver 18	Full length 18:18.0mm 24:24.0mm 30:30.0mm Tools to be attached into the insertion-jig after installing into the contra head for placing the implant by surgical implant engine.
	CA/Driver 24	
	CA/Driver 30	
	WR/HEX Driver 18	Full length 18:18.0mm 24:24.0mm 30:30.0mm Used for placing Seal Caps into the fixtures after insertion and placing the abutment.
	WR/HEX Driver 24	
	WR/HEX Driver 30	
	CA/HEX Driver 20	Full length 20:20.0mm 26:26.0mm 32:32.0mm Tools to be attached into the contra head for tightening Seal Caps and an abutment screw by surgical implant engine.
	CA/HEX Driver 26	
	CA/HEX Driver 32	
	Bone Trimming B	Full length 29.5mm Drills used to remove the bones overhung the upper part of the implant. (B·C·E Type)
	Bone Trimming C	
	Bone Trimming E	
	Drill Extension 16	Full length 27.0mm It fits the contra angle handpiece to extend the drill length. Full length 14.0mm Tool connected to WR/Driver and WR/HEX Driver for extending the length.
	Extension 10	
	Drill Holder 10	Full length 14.0mm Tool to use the contra angle handpiece and tools manually.
	Mount-N	Full length 19.8mm Screw-typed insertion-jig for implant placement.
	Mount-W	
	A-Checker S	Full length S:13.0mm M:15.0mm L:17.0mm Tools to be installed Into the implant slot drilled by Drill 20 to verify the direction of the preparation and the clearance in the oral cavity.
	A-Checker M	
	A-Checker L	
	AII-Holder 30	Full length 14.5mm Tools to be attached into the abutment part of the implant directly for placing the AII-type implant.
	AII-Holder 40	
	AII-Holder 50	
	DS Hand Wrench	Wrenches to be attached to the WR/Driver, WR/HEX Driver and AII-Holder to insert the implant by sett-tapping.
	DS Ratchet Wrench	Wrenches to be attached to the WR/Driver, WR/HEX Driver and AII-Holder to insert the implant by sett-tapping.
	DS Torque Ratchet Wrench	

	Product name	Specification
--	--------------	---------------




Tool Box

It can be sterilized In an autoclave.
(be sure to autoclave at a temperature up to 135° C(275° F)



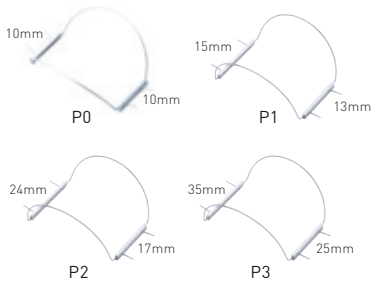
Prosthetic Tool Box

It can be sterilized In an autoclave.
(be sure to autoclave at a temperature up to 135° C(275° F)



Implant Drill Checker

Used to measure the length and diameter of the drill blade.
 (Length: 6.0mm to 118.0mm / Diameter: 2.0mm to 5.9mm)
 It can be sterilized in an autoclave.



**Flap Holder
 P0,P1,P2,P3**

Choose the size of main frame according to case.
 It can secure an operator's visual field and facilitate surgical operation.
 It can be sterilized in an autoclave.
 Stainless steel



Tweezers

For Flap Holder use only
 Titanium

Highly Pure Phase Beta-TCP Fully Bioresorbable Bone Regeneration Highest Bone Reconstruction Capability

Granule size: 250-1000 μ m / 1000-2000 μ m

γ -sterilized / Single-Use Disposable



Content: 0.5g
Porosity: 75%
Hydrophilicity: Excellent
Wettability: Excellent
Biocompatibility: Excellent
Osteoconductivity: Excellent

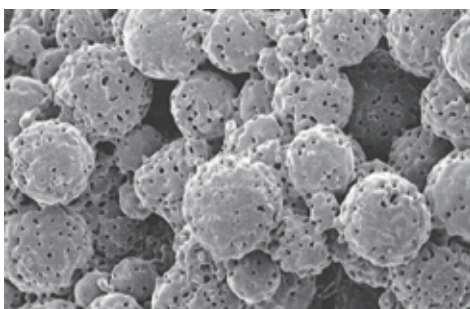
USA FDA Marketing Clearance : K083372

The distinguished features of ArrowBone- β TM


- Pure phase Beta-Tricalcium Phosphate bone regeneration material that is completely resorbable, while simultaneously enabling new bone formation.
- Its unique osteoconductive granule structure with open micro- and macropores allows faster replacement by newly formed autogenous bone.
- Due to high-purity chemical synthesis materials, potential infection risks associated with bone substitutes of biological origin are avoided.

Innovative Multiple Micro & Macro Porous Structure

When very small 50 μ m particles are agglomerated into large granules, spaces between the microparticles shown in the SEM image 1-a and those between the giant granules shown in the SEM image 1-b were created for capillary infiltration and arteriole penetration, respectively. Together, they promise assured blood flow reaching the inside of the particles and granules, which leads to successful replacement by new bone.



SEM image 1-a
(Original magnification of x500)

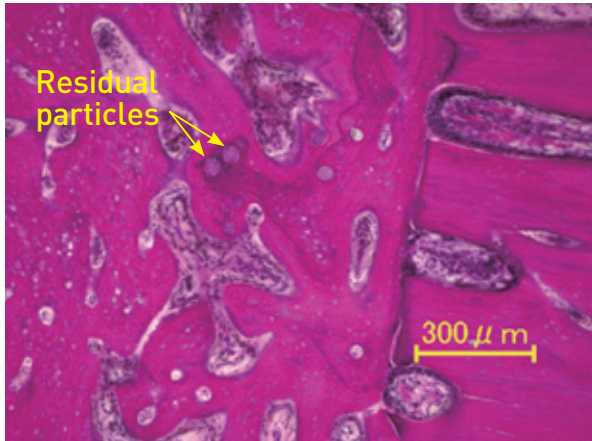


SEM image 1-b
(Original magnification of x50)

Comparison of new bone formation between ArrowBone-β and other manufacturer's Beta-TCP at eight weeks after filling

Bone defect side

Existing bone

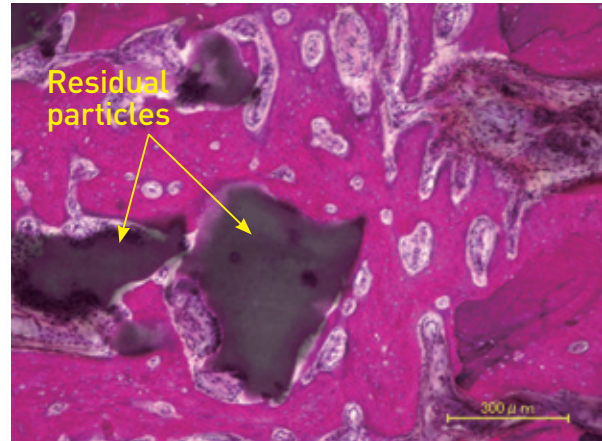


ArrowBone-β

ArrowBone-β granules were degraded, and the defects were filled with newly formed bone within which only a few granules remained to be observed.

Bone defect side

Existing bone

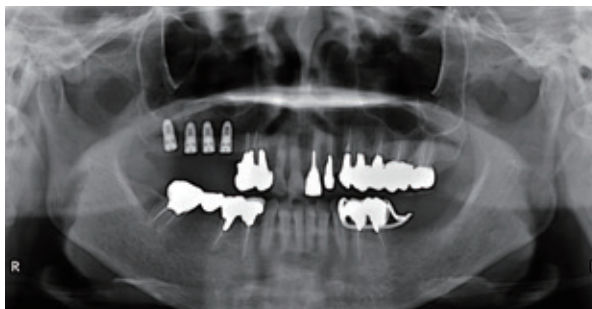


Other manufacturer's Beta-TCP

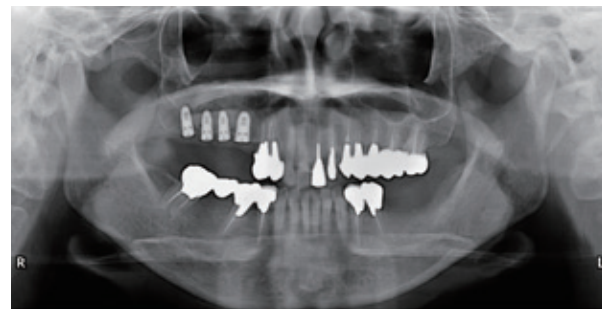
Most of the granules of other manufacturer's Beta-TCP remained, although their diameter decreased to some degree. They were surrounded by granulation tissue only a part of which was replaced by newly formed bone.

Clinical Applications

Elevation of the maxillary sinus floor

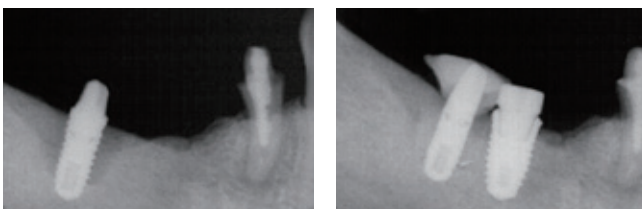


Before



After

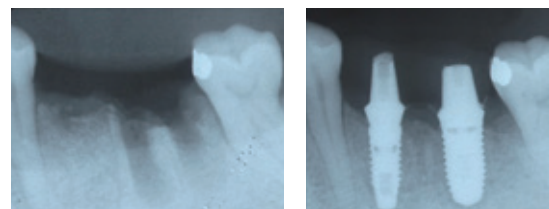
Recovery of peri-implant defects



Before

After

Extraction sockets to enhance preservation of the alveolar ridge



Before

After

β -TCP Air Abrasion Powder

Advanced features of β -POWDER:

Unlike the sharp-edged particles of the conventional cleaning powder, β -Powder consists of the spherical-shaped and uniform particles. Due to this property, β -Powder enables more gentler and more efficient cleaning of natural tooth enamel.


Excellent Cleaning Performance:

- Homogenous powder flows without rebounding.
- The powder particles roll away and its spherical shape permits an infinite amount of contact with the surfaces to be cleaned.
- Less damage to the enamel surface of natural tooth and to the peripheral soft tissue.
- No nozzle-clogging.

β -POWDER






SEM image of β -POWDER
(200 \times magnification)




The main constituent of β -powder is β -tricalcium phosphate(β -TCP)

- β -TCP is a bioceramic, which is biocompatible and generally a non-irritant. It is used as an artificial dental root and bone filler material.



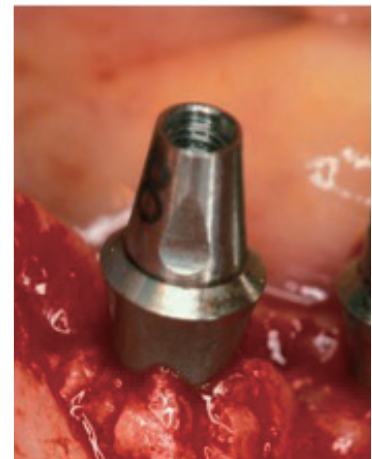
β -TCP Air Abrasion



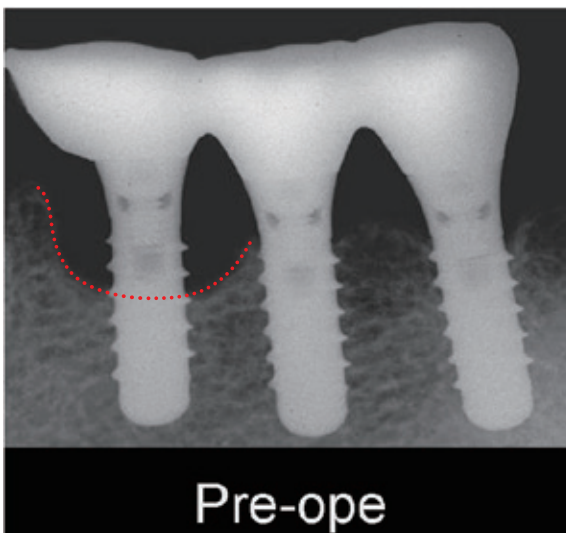
Contamination



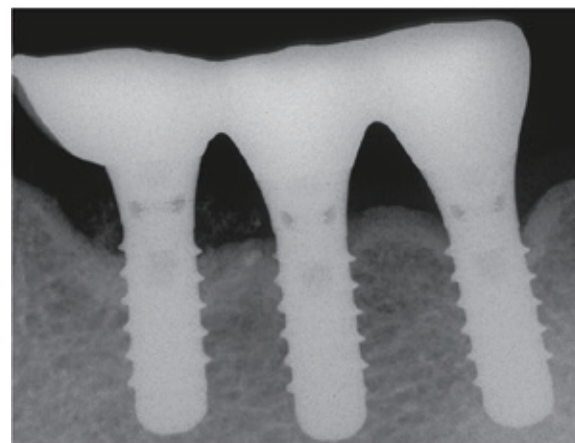
Beta-TCP Air Abrasion



Bone Graft



Pre-ope



Post-ope 1Y2M

The instructions provided here must be carefully followed when using the products.

- 1** The implant must be used only by licensed dentists who are suitably familiar with the system.
- 2** Prior to any surgical procedure, participating in Mytis Arrow Implant Lecture and learning necessary knowledge and technique are strongly recommended.
- 3** For use of the products, be sure to follow the instructions in Mytis Arrow Implant Manual and in the instructions for use.
- 4** Continuing training in this implant system by an experienced practitioner is strongly recommended.
- 5** Prior to any surgical procedure, the oral and systemic health status of the patients should be examined to exclude those unsuited for implant surgery and to avoid using products for such patients.
- 6** Do not use the products with uncooperative patients with poor oral hygiene or with patients who fail to comply with the schedule for follow-up visits. (In such cases, post-operative management may be limited and compromised.)
- 7** Pay careful attention to storage of the products to avoid any damage. Sterile products should be stored away from heat and moisture and opened just before use to avoid contamination.
- 8** BrainBase Corporation continually strives to improve its products and therefore reserves the right to improve, modify, change specifications or discontinue products at any time.

Caution: Federal law (USA) restricts device to sale by or on the order of a licensed physician, dentist or dental specialist.



BrainBase Corporation

Head Office: Access Oimachi Bldg 6F,49-15,Oi
1-chome,Shinagawa-ku,Tokyo,Japan
140-0014

Tel: +81-3-3778-0745

Fax: +81-3-3778-4910

E-mail: mail@brain-base.com

URL <http://www.brain-base.com>

Osaka Office : Chuo-ku,Osaka-shi,Osaka,Japan

Tel: +81-6-6943-8864

Fax: +81-6-6948-8874