

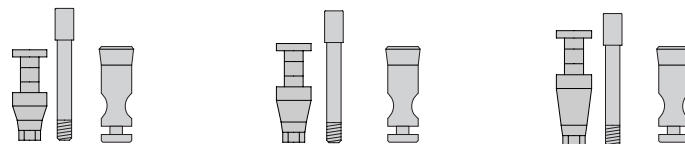
# E-Type

## Impression Parts

### Impression Parts

Common to B-type

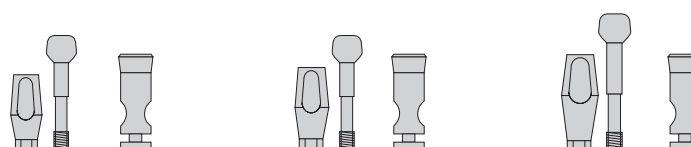
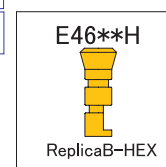
Common to C-type



Set name	N-ME Coping-S impression	N-ME Coping-M impression	N-ME Coping-L impression
Impression parts	N-ME Coping-S	N-ME Coping-M	N-ME Coping-L
Pin	Incl.	Incl.	Incl.
Prosthetic parts	ReplicaE-HEX (In case of E46**H, use the ReplicaB-HEX)		

Open-tray technique

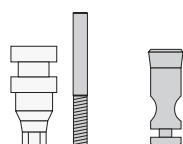
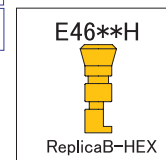
Fixture Level Impression



Set name	N-M3 Coping-S impression	N-M3 Coping-M impression	N-M3 Coping-L impression
Impression parts	N-M3 Coping-S	N-M3 Coping-M	N-M3 Coping-L
Pin	Incl.	Incl.	Incl.
Prosthetic parts	ReplicaE-HEX (In case of E46**H, use the ReplicaB-HEX)		

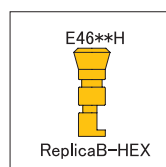
Closed-tray technique

Fixture Level Impression



Set name	C-Screw impression
Impression parts	C-Coping
Pin	L-pin
Prosthetic parts	ReplicaE-HEX (In case of E46**H, use the ReplicaB-HEX)

Open-tray technique  
Fixture Level Impression



Each single parts are available.