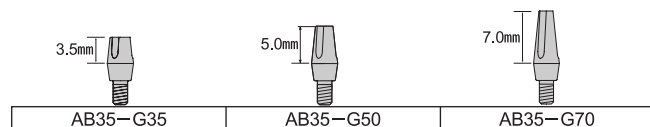


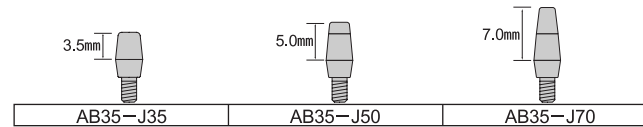
E-Type

Abutment

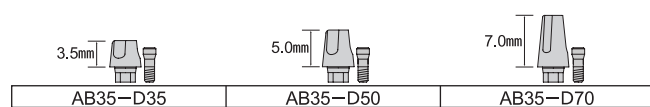
Taper Connection type (Straight/Single Tooth) Common to B-type



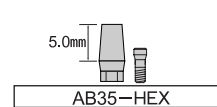
Taper Connection type (Straight/Multiple-unit) Common to B-type



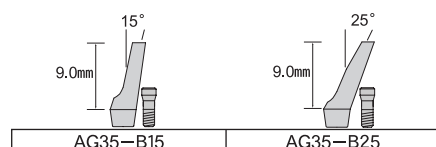
Taper/Internal HEX Connection type (Straight/Single/Multi) Common to B-type
For E48**H only



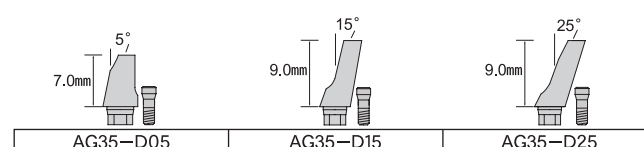
Taper/Internal HEX Connection type (Straight) Common to B-type



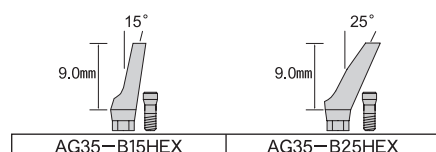
Taper Connection type (Angle) Common to B-type



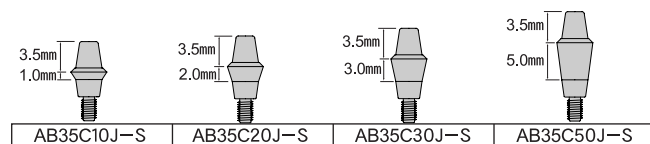
Taper/Internal HEX Connection type (Angle) Common to B-type



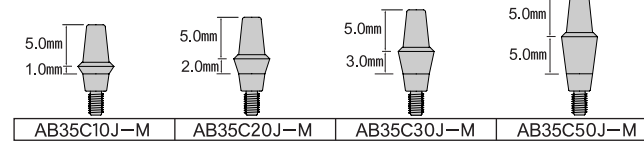
Taper/Internal HEX Connection type (Angle) Common to B-type



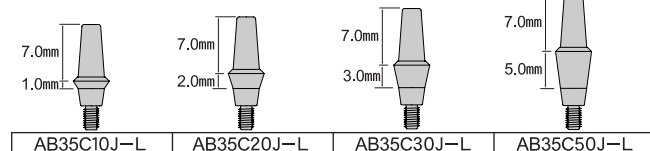
Taper Connection type (Straight/Multiple-unit) Common to C-type



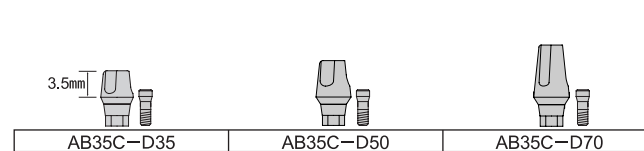
Taper Connection type (Straight/Multiple-unit) Common to C-type



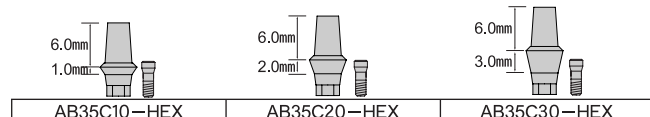
Taper Connection type (Straight/Multiple-unit) Common to C-type



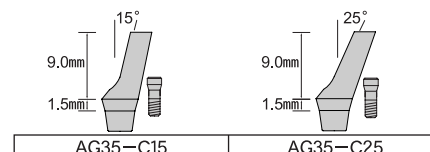
Taper/Internal HEX Connection type (Straight) Common to C-type



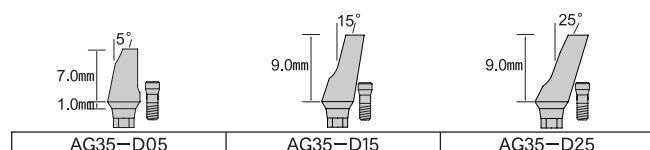
Taper/Internal HEX Connection type (Straight) Common to C-type



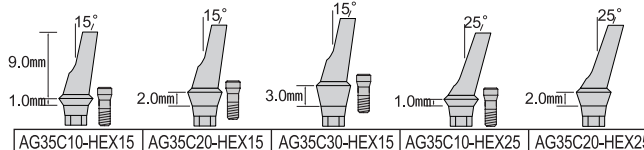
Taper Connection type (Angle) Common to C-type



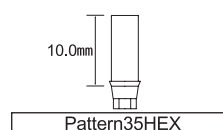
Taper/Internal HEX Connection type (Angle) Common to C-type



Taper/Internal HEX Connection type (Angle) Common to C-type



Custom Abutments Common to C-type
Common to B-type



Custom Abutment Screw Common to C-type
Common to B-type

