

B-Type

Impression Parts

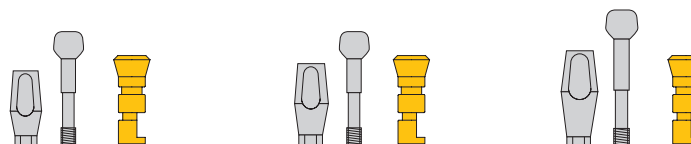
Impression Parts



Set name	N-ME Coping-S impression	N-ME Coping-M impression	N-ME Coping-L impression	B-Screw impression
Impression parts	N-ME Coping-S	N-ME Coping-M	N-ME Coping-L	B-Coping
Pin	Incl.	Incl.	Incl.	L-pin
Prosthetic parts	ReplicaB-HEX			

Open-tray technique

Fixture Level Impression




Set name	N-M3 Coping-S impression	N-M3 Coping-M impression	N-M3 Coping-L impression
Impression parts	N-M3 Coping-S	N-M3 Coping-M	N-M3 Coping-L
Pin	Incl.	Incl.	Incl.
Prosthetic parts	ReplicaB-HEX		

Closed-tray technique

Fixture Level Impression

Single parts are available.

Full Set (Indicated for Single Tooth Restorations)



Set name	AB35-G35(fit)	AB35-G50(fit)	AB35-G70(fit)
Abutments	AB35-G35	AB35-G50	AB35-G70
Prosthetic parts	ReplicaB-35G	ReplicaB-50G	ReplicaB-70G
Impression parts	HAT35G (Common parts)		
Temporary Crown parts	Pattern35G (Common parts)		
Wax-up parts	Pattern35G (Common parts)		


Single Tooth Restoration

Closed-tray technique

Abutment Level Impression

Single parts are available.

Full Set (Indicated for Multiple-unit Restorations)



Set name	AB35-J35(fit)	AB35-J50(fit)	AB35-J70(fit)
Abutments	AB35-J35	AB35-J50	AB35-J70
Prosthetic parts	ReplicaB-35J	ReplicaB-50J	ReplicaB-70J
Impression parts	HAT35J (Common parts)		
Temporary Crown parts	Pattern35J (Common parts)		
Wax-up parts	Pattern35J (Common parts)		

Multiple-unit Restorations

Closed-tray technique

Abutment Level Impression

Single parts are available.